



**flyer**

## High Performance Automatic Air Ring

**FLYER** is an automatic air ring designed for high efficiency and high output. Elevators lift up the automatic triple lip air ring almost doubling the line throughput while improving physical properties of the film such as haze, tear, elongation and especially puncture resistance.

### PRINCIPLE OF OPERATION

**FLYER** provides segmented airflow to localised areas around the blown film bubble through the air ring while stabilising the film exit due to the third special counterflow lip. The automatic thickness improvement system offers simplicity and state-of-the-art visualisation giving the highest operational reliability.



### MAIN FEATURES

#### EASY INSTALLATION

FLYER can easily replace an existing air ring improving the performances of the line such as throughput and profile control with an average ROI (return on investment) of 6-9 months.

#### SINGLE AIR INLET

One air inlet ensures a clean area around the die for easier maintenance.

#### DOUBLE LAYER CARBON FIBRE CHAMBER

The FLYER chamber is made of a double carbon fibre skin with an insulation layer in the middle for moisture free operation.

#### LIFTING SYSTEM

A new lifting system managed by SYNTROL ensures repeatable minimizing the time it takes positioning via the product recipe.

#### INDUSTRY 4.0 & IoT

FLYER's control cabinet is equipped with PLC & PC ready OPC-UA protocol for industry 4.0 along with PC touch screen, keyboard, mouse and printer which can be connected to a SYNCRO gauging system.

#### BOOSTER STABILIZER

Booster stabilizer available for better bubble stability and higher output.

#### TECH 2.0

Extreme Performances on Auto Profile Control, FLYER is available with air volume and temperature control working together in order to reduce the original profile deviation. With Tech 2.0, FLYER has one motor and two heaters for each control point and it can achieve up to an 75% reduction of starting profile deviation.

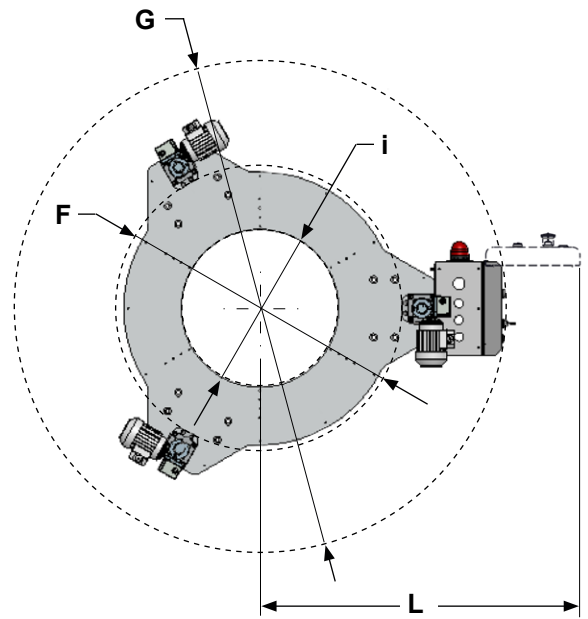
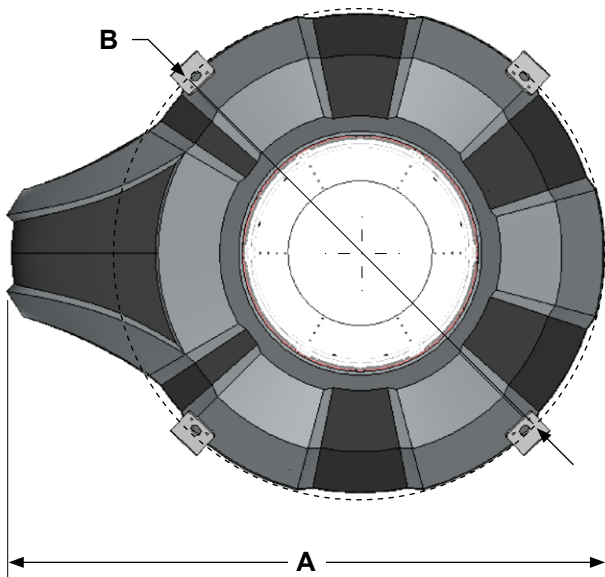
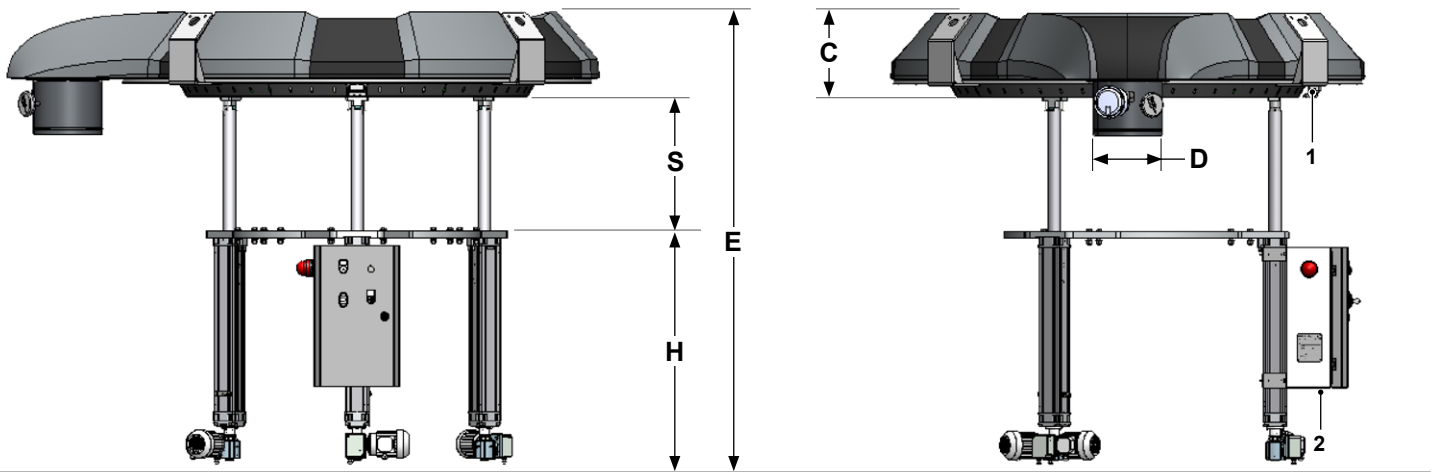
#### BIG BUR RANGE

FLYER is suitable for large and small BUR thanks to its innovative and dedicated lip-set design.

#### EASY ACCESS FOR MAINTENANCE

FLYER has been designed to guarantee easy access for maintenance operations.

TECHNICAL DATA



Model	Die Range (mm)	Control points (n°)	Heater (n°)	A (mm)	Ø B (mm)	C (mm)	Ø D (mm)	E (mm)	Ø F (mm)	Ø G (mm)	H (mm)	Ø i (mm)	L (mm)	S Stroke (mm)	Power (kW)	Weight (kg)
Y1	60÷250	32	64	1720	1470	300	200	1600	665	1335	875	300	920	25-450	16	370
Y2	200÷500	48	96	2150	1720		250		940	1620		520	1060		23,5	510
Y3	450÷650	60	120	2380	1965		300		1140	1820		700	1160		29	672
Y4	650÷850	88	176	2880	2450		450		1460	2140		1100	1320		42	1015

All dimensions refer only to the air ring without insert.

1\_ Air ring power supply; 2\_ Lifting system power supply.