



sylink

Centralized Vacuum Loading System

SYLINK is a centralized material conveying system that can be linked and managed from any of SYNCRO's dosing systems. **SYLINK** is modular and compatible with any side channel blowers types E.g. Single-stage, double-stage, or triple-stage and available with either manual or automatic filtering systems and Syncro's SYLOAD hopper loaders.

PRINCIPLE OF OPERATION

The blower is connected to the SYLOAD hopper loaders through a vacuum ring which performs the material conveying.



MAIN FEATURES

INTEGRATED CONTROL

Sylink can be controlled by the SYNCRO dosing unit HMI panel.

MAINTENANCE FREE MOTOR

Sylink uses a side channels pump which is not requiring any maintenance.

EASY INSTALLATION

Sylink can easily be installed on existing Blown Film Lines replacing old vacuum units.

BY-PASS VALVE

Sylink has a bypass valve which prevent frequent pump starts and stops, extending the pump life cycle and reducing energy consumption.

AUTO FILTER

As option, Sylink can be supplied with self-cleaning Polyester cartridge filter and air pulse cleaning jet.

HT VERSION

Sylink is available in HT version in order to manage hot polymers up to 180 °C via a water heat exchanger installed on the unit.

SIZES & PERFORMANCES

Sylink is available in various sizes:

2,2 Kw - 3 Kw single stages, ideal for material conveying for small travel distances and short vertical distances.

5,5 Kw - 11 Kw double Stages, ideal for material conveying for medium travel distances and high vertical distances.

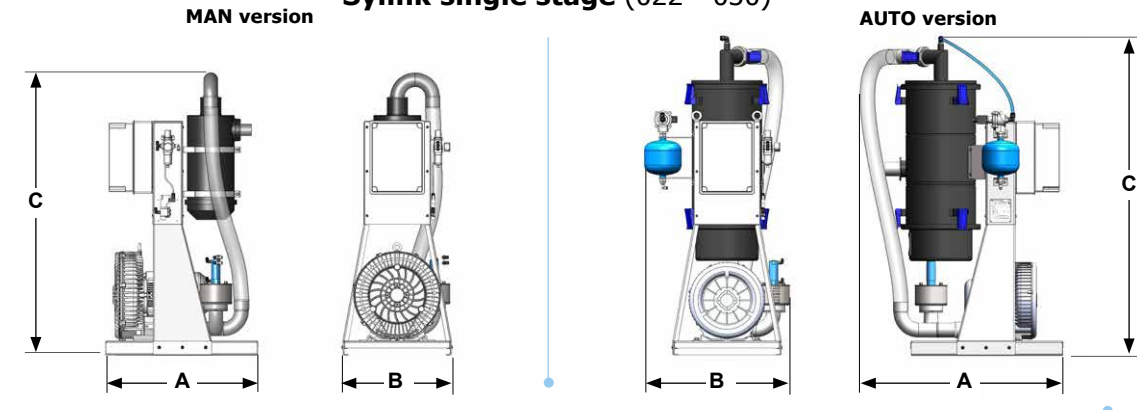
11 Kw triple Stages, ideal for material conveying for long travel distances and high vertical distances.

MICRO PLC

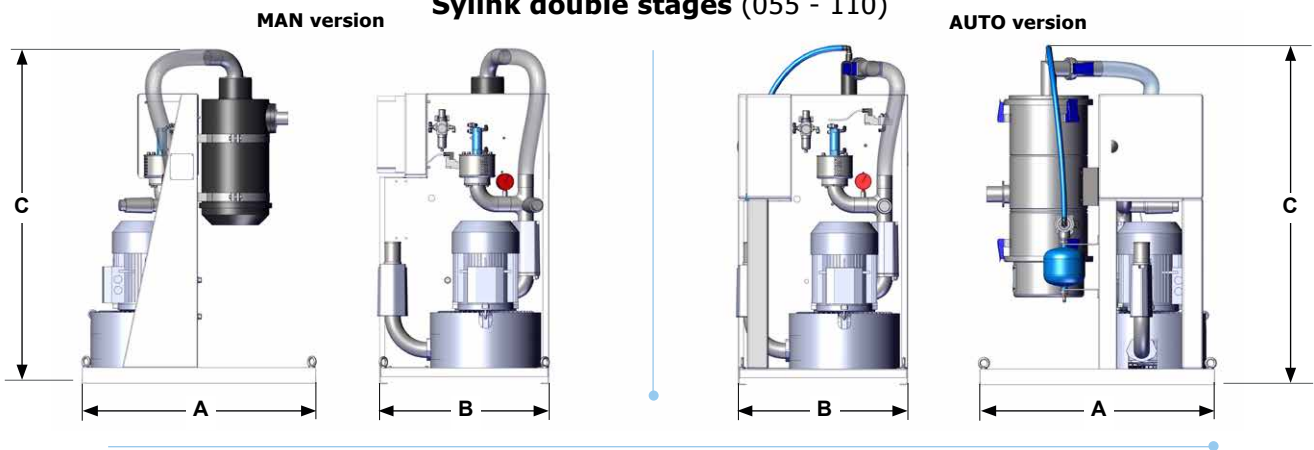
When not connected to a SYNCRO dosing unit SYLINK can be supplied with a micro PLC for control.

TECHNICAL DATA

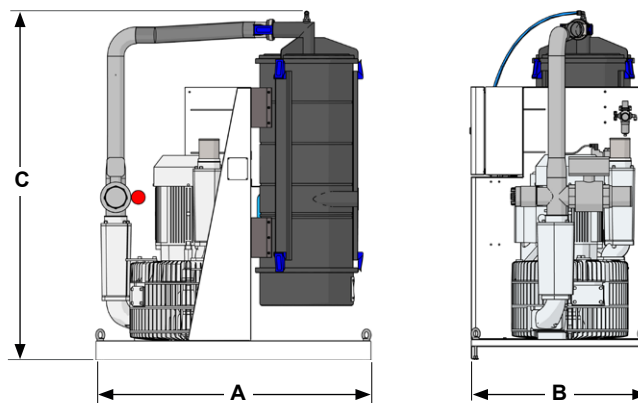
Sylink single stage (022 - 030)



Sylink double stages (055 - 110)



Sylink triple stages (110)



Model	Filter type	Power kW (50Hz)	Blower stage	Noisiness db 50Hz/60Hz	Bypass valve	Filter (m ²)	A (mm)	B (mm)	C (mm)	Weight (kg)
SYlink 022-M	MAN	2,2	1	64/70	no	8	670	525	1210	65
	AUTO					4	770	630	1370	85
SYlink 030-M	MAN	3	1	69/72	si	8	670	525	1210	75
	AUTO					4	770	630	1370	100
SYlink 055-B	MAN	5,5	2	73/76	si	10	900	660	1300	150
	AUTO					4	900	660	1300	180
SYlink 110-B	MAN	11	2	74/78	si	12	1100	1000	1390	300
	AUTO					8	1100	1000	1440	320
SYlink 110-T	AUTO	11	3	72	si	10	1255	810	1590	350